



Caution:

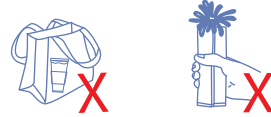
1. This cup is foldable. Do not squeeze, drop, or put into handbag or backpack when containing liquid, leakage may occur. Do not use it as a bottle or kettle. This cup is not designed to be leakage proof. It is not guaranteed against leakage.
2. **When containing hot beverage, lid and sleeve must be used.** Hold the cup gently from its body. Do not grab the lid. The cup may drop and cause serious injury.
3. Do not overfill. Hot liquid may burn user.
4. Keep out of reach of children when filled with hot beverage.
5. Do not microwave. Do not freeze.
6. Do not use abrasive materials, bleach or chlorine to clean. Hand wash only.
7. Read "Use and Care" before use.

Do not let it fall. Keep it upright.


Use lid and sleeve for hot beverage.



Do not squeeze or put into handbag or backpack when there is content inside.



Do not grab from the lid.



Keep away from fire. Do not microwave.

(Fat in beverage may be very hot when microwaved.)



Item: **FoFoCup®**

Material: Polypropylene (PP)

(BPA, Phthalate, PVC free)

Cartridge: See cartridge

Temperature of use: 0~120°C (32~248°F)

Capacity: See the bottom of the cup.

Life of use: >1,000 folds when use correctly.

Patent: Taiwan M395648 China 201020220330.9

Design and manufactured by:

FOLD&FOLD Engneering™

www.FOLD&FOLD.com

Service: CS@FOLD&FOLD.com

Add.: 4F., No.3, Lane 278, Kang-Ting Rd.,
Taipei, Taiwan 10852, R.O.C.

Made in Taiwan

Use and Care:

1. This cup can be folded thousands times. Just unfold the cup following the instruction, and it's ready for use. After use, please empty all liquid, then *Just fold it!*
2. Please note that this cup must be unfolded and folded from the **bottom**. When unfolded, press the top of the cup flat to help the cup reshape. To fold the cup back, press the center of the **bottom** with index finger gently, and push both sides in simultaneously.

Three easy steps to unfold the cup:


Step 1: Unfold from the bottom. Pull both sides out.



Step 2: Pull the top folds of the cup out.



Step 3: Press the upper part flat to help the cup reshape. **Slide the sleeve on.** Align one edge of the lid to the cup first, then slip and press the whole lid down firmly.




To fold the cup, press the center of the **bottom** gently. Push both sides in.

Warning: Improper folding or unfolding will damage the cup or reduce the life of use.



3. This cup is made of food grade PP (Polypropylene), which is FDA compliant, and certified by SGS. It is safe to be used for beverages from 0~120°C (32~248°F). When the beverage is too hot to hold, use the carrying bag that comes with FoFoCup.
4. Prior to use, please cleanse it thoroughly with dishwashing liquid and warm water just like the first time you use a food container.
5. Most of FoFoCup comes with a lid and sleeve. There is a place on the lid to rest the plug while you enjoy the drink.
6. Some lids have a valve for straw. **If you would like to use a straw, please cut the valve with sharp knife following the "+" line on the valve carefully.** Please note that valve will not flip back after use. The valve can be pushed back from the bottom of the lid.
7. Just like how you treat your food container, do NOT wash it with anything sharp or abrasive.

8. When there is grease, wipe it up with towel or tissue first, then wash it with warm water and dishwashing liquid. If there is smell or stain remained, please use soda solvent, or dedicated cleaner from FOLD&FOLD to remove.
9. Please see the demonstration of **how to use:**
www.YouTube.com/FOLD&FOLD

- Patented folable design.
- Safe for both and iced beverages.
- Ultra thin, bi-functional lid. (no lid and sleeve for models that come with a cartridge.)
- Material of Lid, Cup, Sleeve:  100% Polypropylene
- FoFoCup is made with utmost care. In case of defect, free replacement of cup is available from where you purchased within a month.
- Please purchase a new cup with it is aged.